
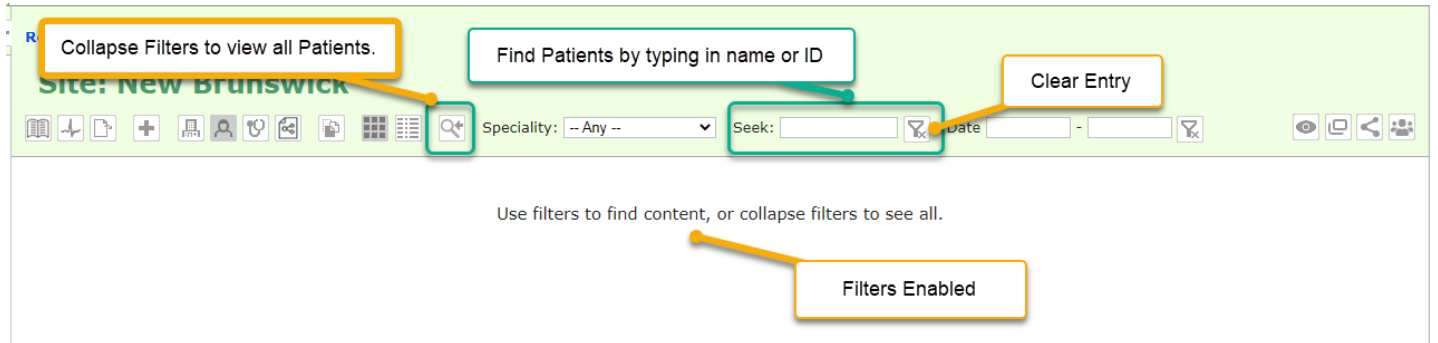


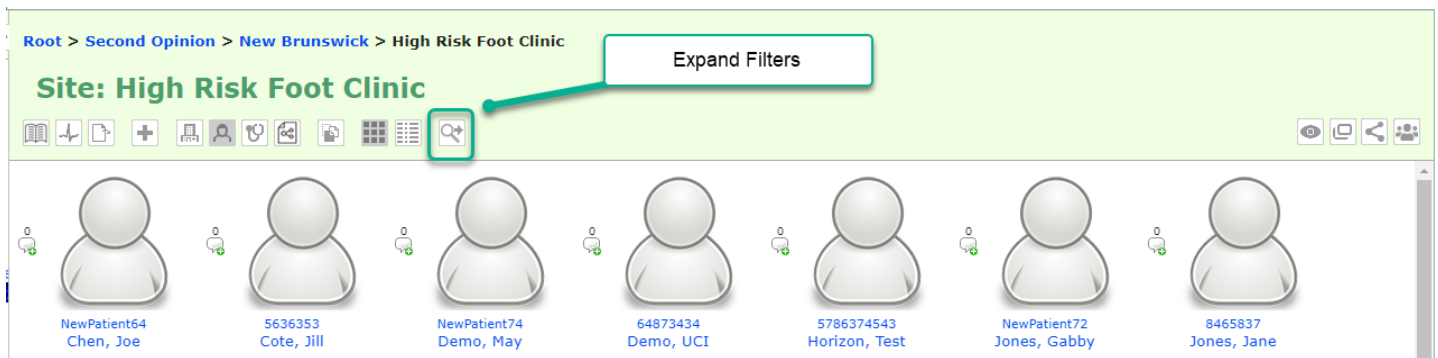
# NB Virtual Care Portal Changes (Feb 2022)

## Review Page

By default, the Filter selection  is now expanded when the Review Page loads. To find a particular Patient, type something you know about the Patient, Name, ID, etc. in the Seek field. This is a smart search so partial information located anywhere in the text will be used to narrow down the selection.



Clicking the Filter button collapses the filter options and displays all Patients.



## Appointment Editor

There have been several changes made to the Appointment Editor. The standard dropdown controls for Site, Specialist, Patient and Referrals have all been replaced with smart search controls. Typing any known information within the control will help narrow down the selections. Clicking on an empty field will expand all choices and the arrow key on your keyboard can be used to move up and down and the Enter key or mouse click is used to select the item. Lastly, a **Resend All Notifications** button has been added. Clicking this button will re-send notifications to all attendees without changing the Meeting ID or Link.

**Edit Appointment**  
An email will be sent to: the specialist, the patient, and specified attendees.

Site\* KP Demo

Specialist\* Melan... **Smart Text Search Added**

Appointment Title Test

Appointment Notification Description

Appointment Date\* 02/04/2022

Appointment Time\* 11:30 - 12:45 PST

Video Meeting\*  
 None  
 Zoom Meeting  
<https://secure.zoom.us/j/90015446>  
HostKey: 1  
 Other

**ReSend Notification does not create new meeting link**

Patient/Client tes

Referrals  
 Sleep Centre Test, Barb (ndlsdbjsbc)  
 Test, Amy (123987)  
 Test, Amy-Jo (1111222555)  
 Test, Faye (123456789)  
 Test, Janice (246813579)  
 Test, Krisan (902100411)  
 Test, Kristy (1111222333)  
 ... Group (KP Demo)  
 Kerri's Girls (KP Demo)

Attendees by email

Send Notifications  
 Send Notifications to Myself

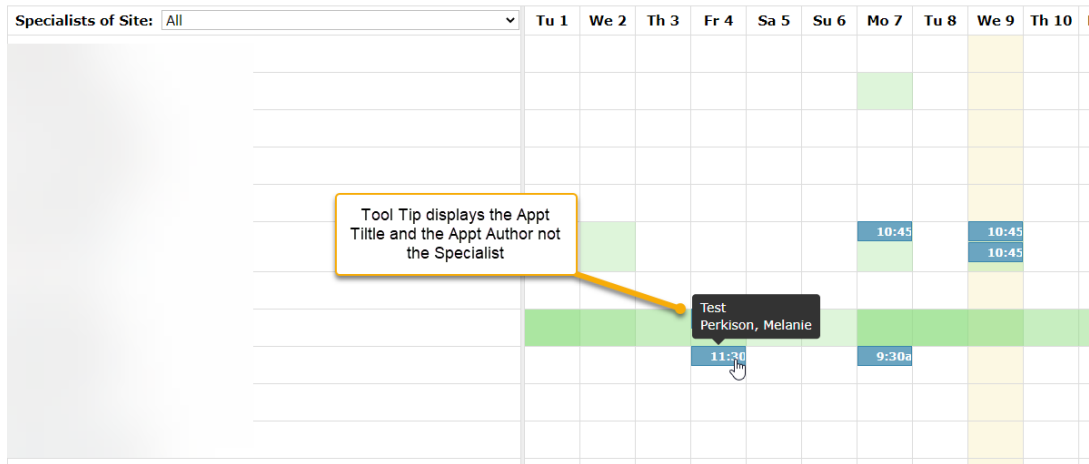
Delete/Cancel Appointment    Submitting this appointment will create a new Meeting Id    Submit Appointment

**Resend All Notifications**

Note: If an appointment is edited in anyway, the **Submit Appointment** button must be clicked to save the changes. This will create a new Meeting ID and Join Meeting Link and send Notifications to all attendees. If the **Resend All Notifications** button is clicked, the changes are not saved and the original meeting information is re-sent to all attendees.

## Appointment Tool Tips

Tool Tips have been enabled for scheduled appointments. Hovering over an appointment will now display the appointment title and author.



## Appointment Status Indicator

Right mouse clicking an appointment displays a context menu, Set Status has been added. A color visual indicator (status) can now be set for each appointment. There are no pre-defined status rules so you can make up what color represent what status. This can be helpful if you have a pre-appt checklist, like a test call has been made, or forms received, etc.

