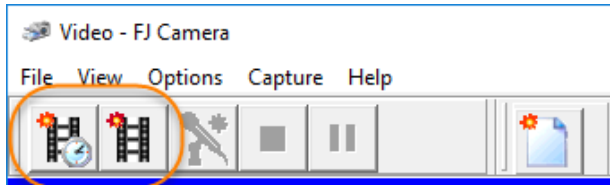


MultiMedia Manager –

Change the Default Timed Video Clip Capture Time Limit

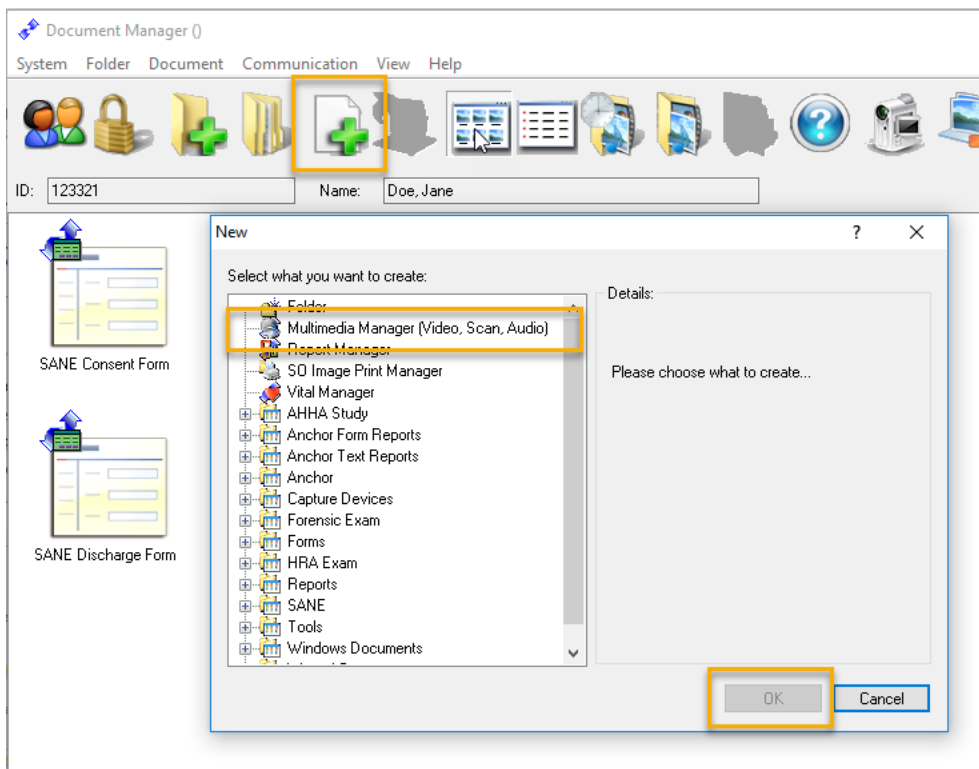
The **Second Opinion™** MultiMedia Manager is a simple to use tool to capture multimedia content from a variety of different devices such as cameras, scanners, video capture cards, etc. MultiMedia Manager also has the ability to capture both video stills and clips from supported devices. When capturing video clips there are two different options; **Timed Video Clip** and **Video Clip** captures.



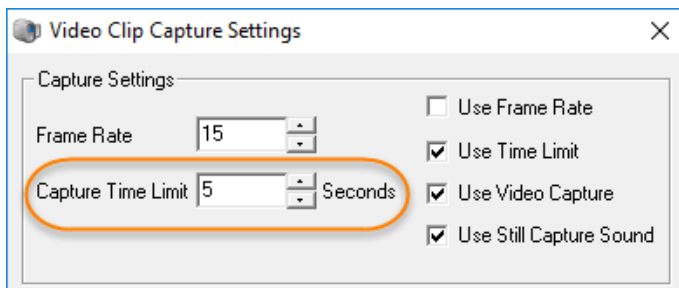
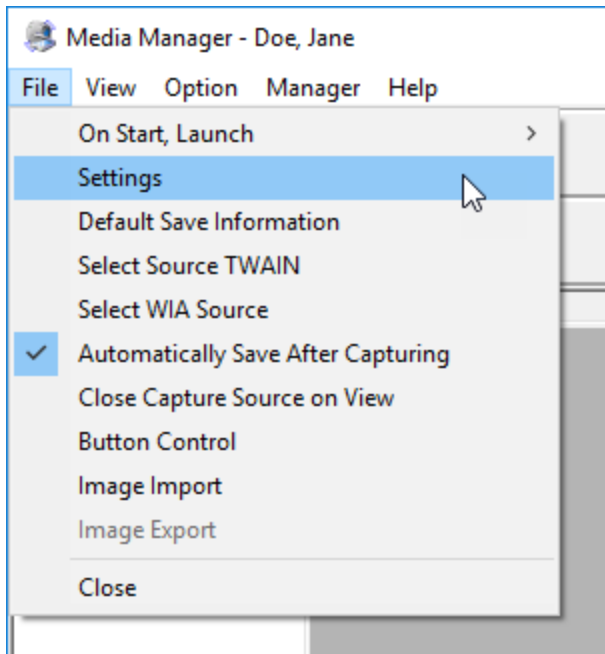
Once activated, the **Timed Video Clip** feature starts capturing video clips and automatically stops at the predetermined time limit set in the **Settings** section of the program. The default time limit value is 5 seconds.

To change this time limit value:

- 1) **Run Second Opinion Professional**
- 2) **Locate and Select any Patient folder**
- 3) **Click the New Document icon and Choose MultiMedia Manager**



- 4) From the main **MultiMedia Manager** window **Choose** the menu choice **File** then **Settings**.
- 5) Lastly, **Change** the **Capture Time Limit** to the desired interval.



Note: The Time Limit value is in seconds. If you want to change the value to 5 minutes, type in 300.

Note: The Video Clip foot pedal when pressed, activates a Timed Video Clip session. Pressing the Video Clip foot pedal while a video clip capture session is in progress, will automatically stop the video clip session in progress. You do not have to wait for the timed capture session to reach the time limit.

Second Opinion Telemedicine Solutions, Inc.

20695 S. Western Ave. Suite 200

Torrance, CA 90501

310-802-6300

www.sotelemed.com

corp@sotelemed.com

